

LED Recessed Light
with 3 Colors in 1 Fixture



Apeiron A1120

LED Recessed Light with 3 Colors in 1 Fixture

PATENTS
PENDING

PRODUCT HIGHLIGHTS

- 1.5 Watts
- 9-30V DC Input
- 3 Colors in 1 Fixture with only 2 wires
- 3" Diameter
- Stainless Steel Construction
- Exterior Rated

TYPICAL APPLICATIONS

- Marine Hardtop / Helm Lighting
- Decorative Accent Lighting

SPECIFICATIONS

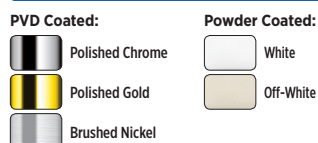
SUITABLE ENVIRONMENTS



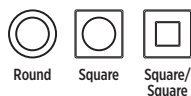
LED COLORS

- | | | |
|----------------------------------|----------------------------|--|
| <input type="radio"/> Cool White | <input type="radio"/> Blue | <i>Tri-Light products can contain any three of the six listed color options.</i> |
| <input type="radio"/> Warm White | <input type="radio"/> Cyan | |
| <input type="radio"/> Green | <input type="radio"/> Red | |

BEZEL FINISHES



BEZEL SHAPES



BEAM ANGLES



CERTIFICATIONS



Features

■ ADVANCED OPTICAL SYSTEM

120° full angle. Even light, no LED "dots" or pixilation.

■ RUGGED DESIGN

Stainless steel / anodized aluminum construction, sealed design, and electronic regulation to the LED source ensures product longevity.

■ NO HEAT OR UV IN THE LIGHT BEAM

With no heat in the light beam, the fixture lens remains much cooler than halogen sources, allowing safe and 'burn free' operation. In addition, no UV means reduced risk of fading or deteriorating products or artifacts on display.

■ STAINLESS STEEL TRIM, WITH PVD

Round, square or square/square, five finish options. Physical Vapor Deposition (PVD) coating provides a very durable surface finish which will not tarnish or discolor.

■ SPRING CLIP MOUNTING

Spring clip mounting offers simple installation while ensuring a secure fit when installed in dynamic applications.

Exclusive Technology

■ SMARTDRIVER™ INTEGRATED

i2Systems SmartDriver technology is integrated directly inside of every fixture. Connect the Apeiron to a wide range of voltages without sacrificing light output or lifetime. No external drivers are required and wiring is made simple.

■ TRI-LIGHT TECHNOLOGY

i2Systems Tri-Light Technology offers 3 colors of light within a single fixture with only 2 wires. Simply toggle the input voltage off and back on again to change from one color to the next.

*Refer to Specifications table on page 2 for additional information.

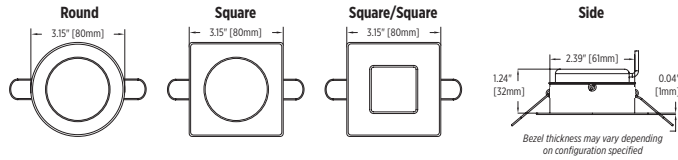
SPECIFICATIONS

ITEM	PARAMETER	VALUE
Electrical	Input Power	1.5 Watts*
	Input Voltage Range	9-30V DC
	Integrated Driver	✓
	0-100% Dimming	
	Protection Features	Transient Protection, Reverse Polarity
Optical	Emitting Angle	120° Full Angle
	LED Color	Cool White, Warm White, Green, Blue, Cyan, Red
	LED Colors per Fixture	3
	Class	Class 2 LED Product
Physical	Dimensions	Refer to drawings on right
	Housing Construction	Aluminum, Stainless Steel
	Lens Material	Tempered Glass, Frosted
	Bezel Shapes	Round, Square, Square/Square
	Finishes	PVD Coated: Polished Chrome, Polished Gold, Brushed Nickel Powder Coated: White, Off-White
	Mounting Method	Spring Clips, Stainless Steel
	Operating Temp. Range	-20°C to 40°C, Max. Case Temp (T _C): 50°C
	Humidity	0 to 95%, non-condensing
	Environment	Dry, Damp, Wet** (IP67)
	Certification	CE 94/25/EC, FCC Part 15, Class B, RoHS Compliant

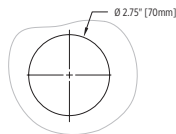
*Due to constant power design, input current (In) will vary depending on input voltage. Be sure to size wire awg accordingly for worst case input voltage.

**Product is rated for exterior applications, however it is not rated for submersible applications and should not be mounted in conditions where there is, or is a possibility of, standing water. When installing in wet or damp locations, it is good practice to seal all fixtures and junction boxes with electronics grade RTV silicone sealant to ensure that moisture cannot enter or accumulate in wiring compartments, cables, or other electrical parts. Product should not be installed in extreme locations, including but not limited to those outside of its temperature/humidity ratings and/or applications where product is subject to water runoff or downspouts.

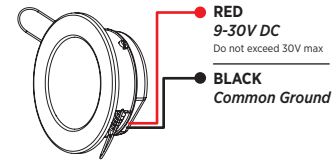
DIMENSIONS



MOUNTING



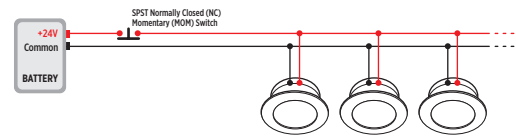
WIRE FUNCTION



INSTALLATION EXAMPLE

Tri-Light Fixtures

OPERATION:
A normally closed MOM switch will cycle through the colors - Color 1, Color 2, Color 3, Off, etc.



ORDERING NUMBER

FIXED FACTORY NUMBER

EXAMPLE: **A1120Z-12HCE**

USER SELECTED OPTION

Polished Chrome Finish, Square Bezel, Red, Warm White, Blue LED

ACCESSORIES

KEYWORD	ITEM NUMBER	DESCRIPTION	FIXTURE MAX
Trim Ring Extender	3120177-TI (Chrome) 3120177-21 (Gold) 3120177-31 (White) 3120177-41 (Nickel) 3120177-51 (Off-White)	Extends round bezel diameter to 3.75" for retrofit applications requiring a larger bezel.	
Sealed Tri-Light Switch	MS24523-29	Sealed, Normally Closed, SPST Toggle Switch.	Switch up to 10 Apeiron A1120
Tri-Light Switch	46000	Normally Closed, SPST Toggle Switch.	Switch up to 10 Apeiron A1120
45W Power Supply Enclosure	PS24V45W-E01D	Power Supply Enclosure, 45W, 120/240VAC Input, 24VDC Output, Steel Enclosure w/ Knockouts & Terminal Blocks.	Powers up to 30 Apeiron A1120
75W Power Supply Enclosure	PS24V75W-E01D	Power Supply Enclosure, 75W, 120/240VAC Input, 24VDC Output, Steel Enclosure w/ Knockouts & Terminal Blocks.	Powers up to 50 Apeiron A1120
75W Outdoor Power Supply Enclosure	PS24V75W-E02	Outdoor Power Supply Enclosure, 75W, 120/240VAC Input, 24VDC x 1 Output, Stainless Steel NEMA 4 Enclosure.	Powers up to 50 Apeiron A1120
150W Outdoor Power Supply Enclosure	PS24V150W-E02	Outdoor Power Supply Enclosure, Dual Power Supply, 75W x 2, 120/240VAC Input, 24VDC x 2 Output, Stainless Steel NEMA 4 Enclosure.	Powers up to 100 Apeiron A1120

A1120Z

-

*

Bezel Finish

PVD Coated:

- 1 Polished Chrome
- 2 Polished Gold
- 4 Brushed Nickel

Powder Coated:

- 3 White
- 5 Off-White

*

Bezel Shape

- 1 Round
- 2 Square
- 4 Square/Square

*

LED Color

- A Cool White
- C Warm White
- D Green
- E Blue
- G Cyan
- H Red

When specifying Tri-Light colors, put selections in the order in which you would like the fixture to operate. See example above.